



Results

The Tri-Village Buzz / Wasa Lions Seniors' Housing Survey



The purpose of the survey was to get an idea of the kinds of decisions people in the Tri-Village might make as they age and their housing needs change.

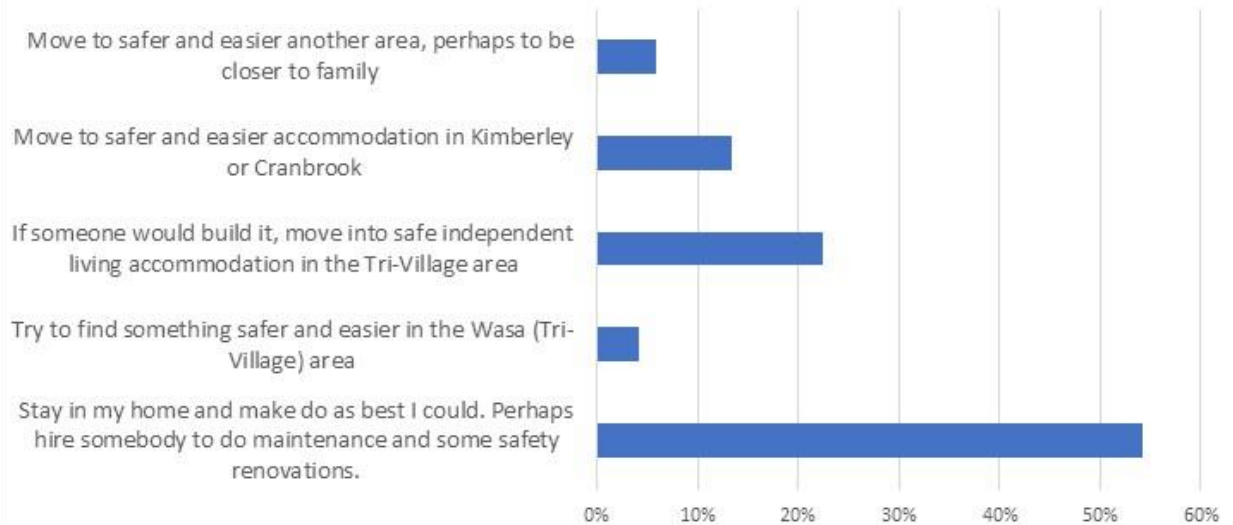
There were 141 individual responses with 122 from those living in the Tri-Village area. The following graphs and commentary relate to the Tri-Village respondents.

Some highlights are:

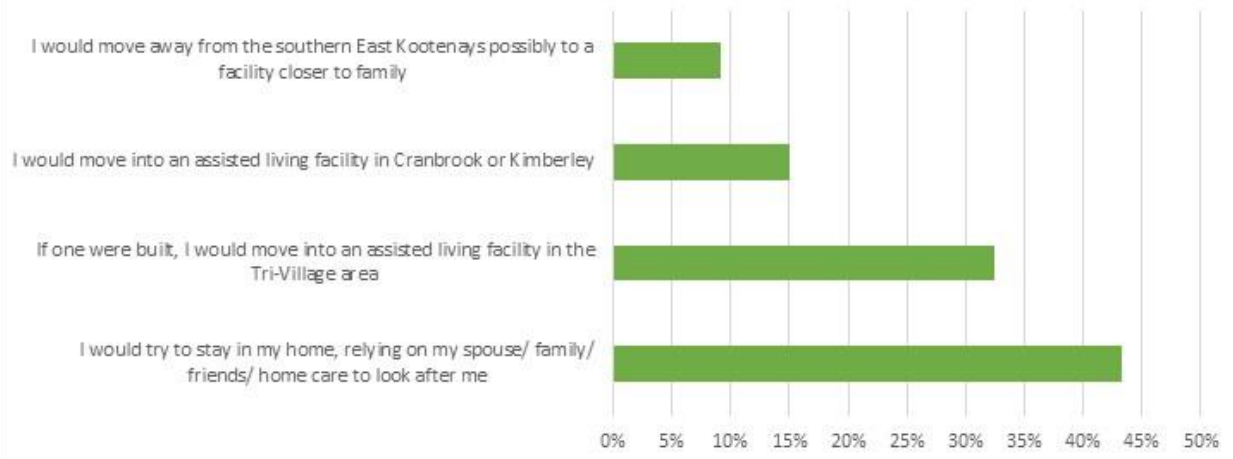
- Two-thirds of people responding want to permanently stay in the Tri-Village area as they age.
- There is strong majority support for construction of a range senior's housing options in the Tri-Village area.
- Almost 80% of people responding called their financial situation good or better and 95% are homeowners, suggesting that they have the financial resources to choose to move to appropriate seniors' housing.
- Over half of the people indicated that if the time came to move to a care home their first choice would be to move into one in the Tri-Village area.

The following graphs show responses to the questions on housing choices and support for seniors' housing:

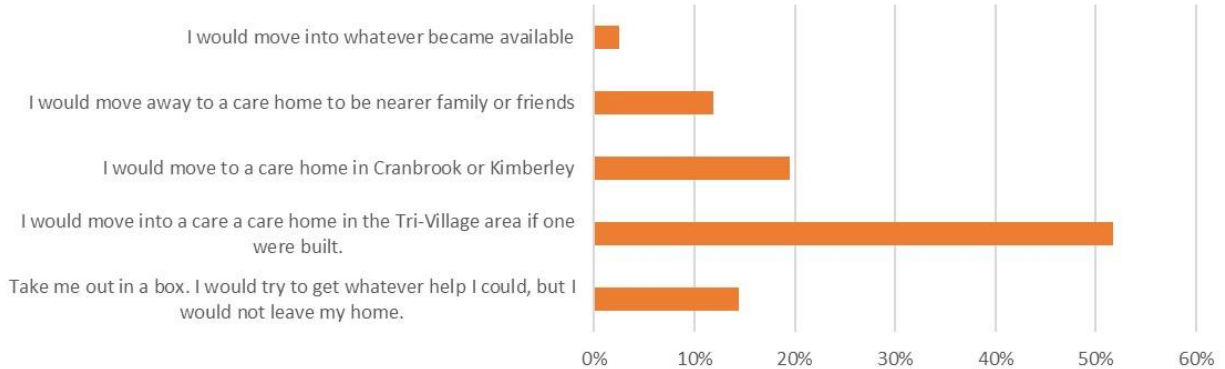
8) This question is about **Independent Living**. If where you live now became **too much work** to maintain, or you were **worried about your safety** because of things like stairs, what do you think you would do?



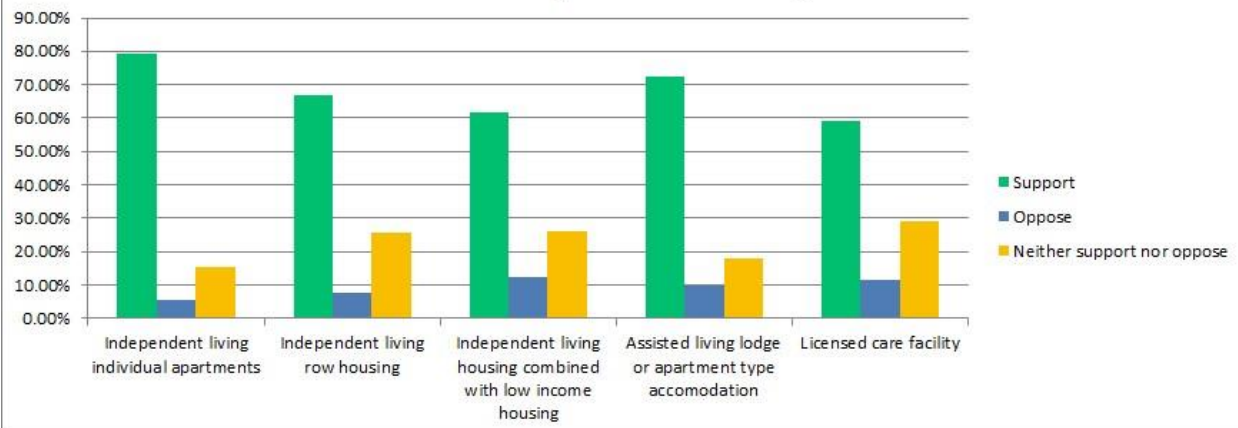
9) This question is about **Assisted Living**. If you found your circumstances changed and you would **need help with daily living into the foreseeable future**, what would you first choice be?



10) This question is about **moving into a Care Home**. If you were no longer able to take care of yourself and **needed 24/7 care**, what would your first choice be?



Would you support or oppose the construction of multi-family senior's housing in the Tri-Village area?



What about other questions in the survey about friends, family and activities?

These questions were asked to see if it's possible to make useful predictions about how people will make choices about housing, given their activities and relationships in the Tri-Village area. Some of these correlations between responses make common sense; others can provide a bit of trivia.

Involvement in "social and service" activities such as TOPS, Highway cleanup, WLLID shoreline cleanup, columbarium, Recreation Society, bridge club and poker night could indicate that such folk could have a deeper involvement in the community. There were 59 of 122 respondents who fit that category. Could this explain why this group was more than 10% more likely to want to move into assisted living or a care home in the Tri-Village area than those who weren't?

If these socially involved people had children within 50 km, they were 17% more likely to want to move into an assisted living facility in the Tri-Village area. Additionally, they were 24% more inclined to move

to a care home in the Tri-Village area than other residents. This combined group was smaller at 22 people.

An Interesting finding: none of the 20 people, who say their doctor would consider their health “excellent”, want to stay in their own home if the time came for them to move into care home, compared to 14% of all the Tri-Village area respondents.

And for totally useless trivia: people who checked “hunting” as an activity are twice as likely to attend garage sales when compared to average, 23% more likely to buy building materials than average but 19% less likely to go to the pub or restaurant. They are slightly more likely to help out a neighbor.

What about folks responding not from the Tri-Village area?

Not surprisingly they are far less likely to want to stay in the Tri-Village area when their housing needs change. For example, only 19% of the 16 people responding would want to move into a care home in the Tri-Village area compared to the 52% response from Tri-Village area residents. 50% would move away to be closer to family and 25% would find a care home in Cranbrook or Kimberley.

Where to from here?

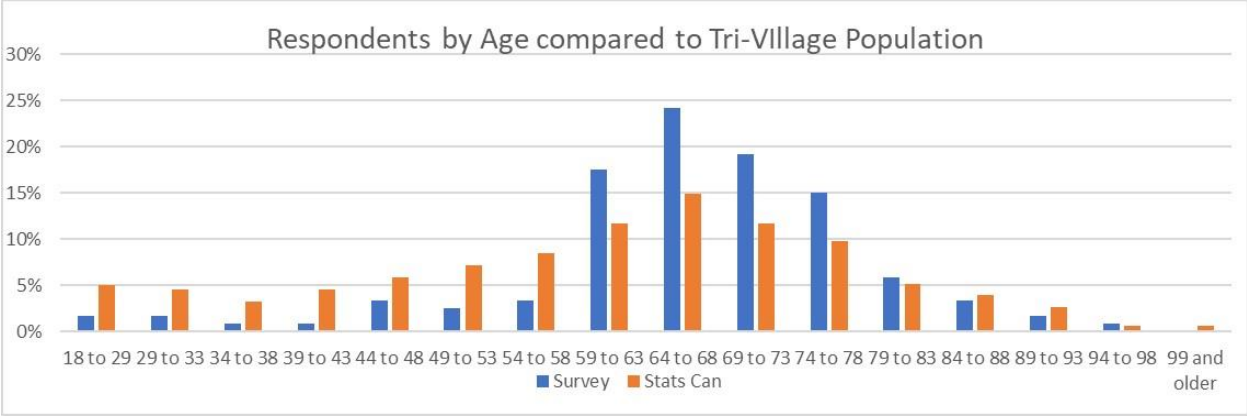
We are grateful for the participation of a significant number of full-time and seasonal residents of the Tri-Village area in filling out the survey and the help of volunteers in its distribution. The survey was successful in that it met its purpose of showing how and where residents might want to live as they age. It may spur some action. Governments, however, seem to limit their housing commitment to assistance in financing. For anything to be built, it will take an interested developer to see the Tri-Village as a better opportunity to make money than developing elsewhere. Perhaps a group of committed local individuals could help in an outreach to attract a developer.

About the Tri-Village Buzz/ Wasa Lions Seniors Housing Survey

The survey was conducted between March and early May of 2019. It was available as an online survey on www.wasalake.com and was distributed in paper form in the Tri-Village Buzz in March. What’s considered the Tri-Village area matches almost perfectly with Canada Census areas 59010141, Ta Ta Creek etc. and 59010142 Wasa Lake etc.

There were 141 individual responses with 122 coming from the Tri-Village area. The survey response rate for individuals in the 59 through 83 averaged 24% of the Tri-Village population. It could be said that of this group more than 1 in 4 responded, as in some cases an individual spouse responded for a couple.

This was not a survey with randomly chosen participants. Those responding self-selected – i.e. made the choice to do so themselves, which means there could be issues projecting their choices onto the larger population. Were it not for self-selection, the survey would have an accuracy rate of plus or minus 8% - 95% of the time. That said, the responses of the people accurately represent the views of those who responded. The following graph indicates the survey response distribution compared to the population distribution by percentage of the Tri-Village area.



The full summary of responses can be found on www.wasalake.com/senior. Thank you very much for volunteering and participating – Clay Tippett