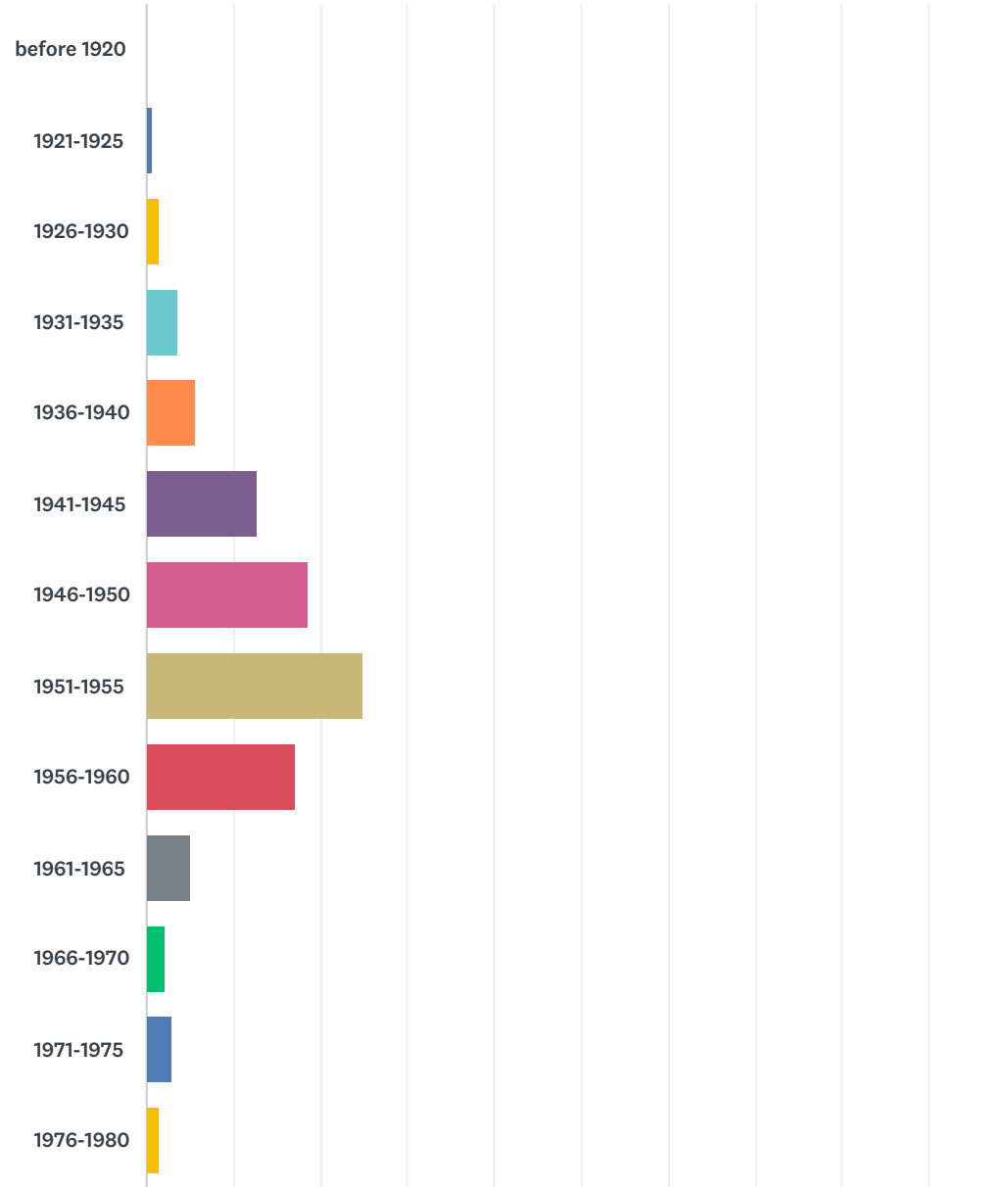
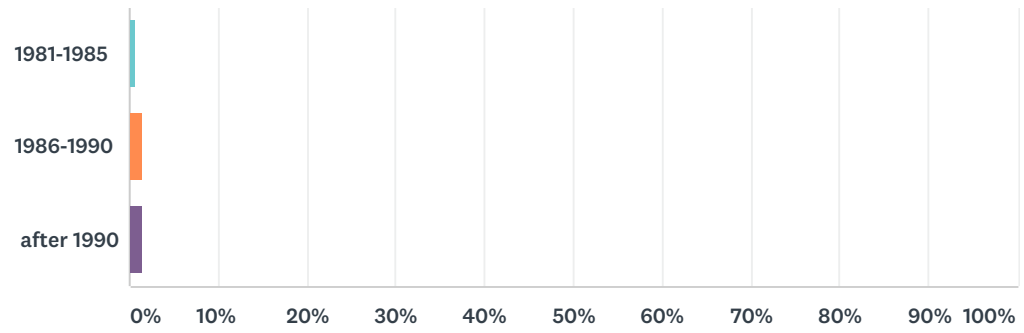


Q1 In what year were you born?

Answered: 140 Skipped: 1

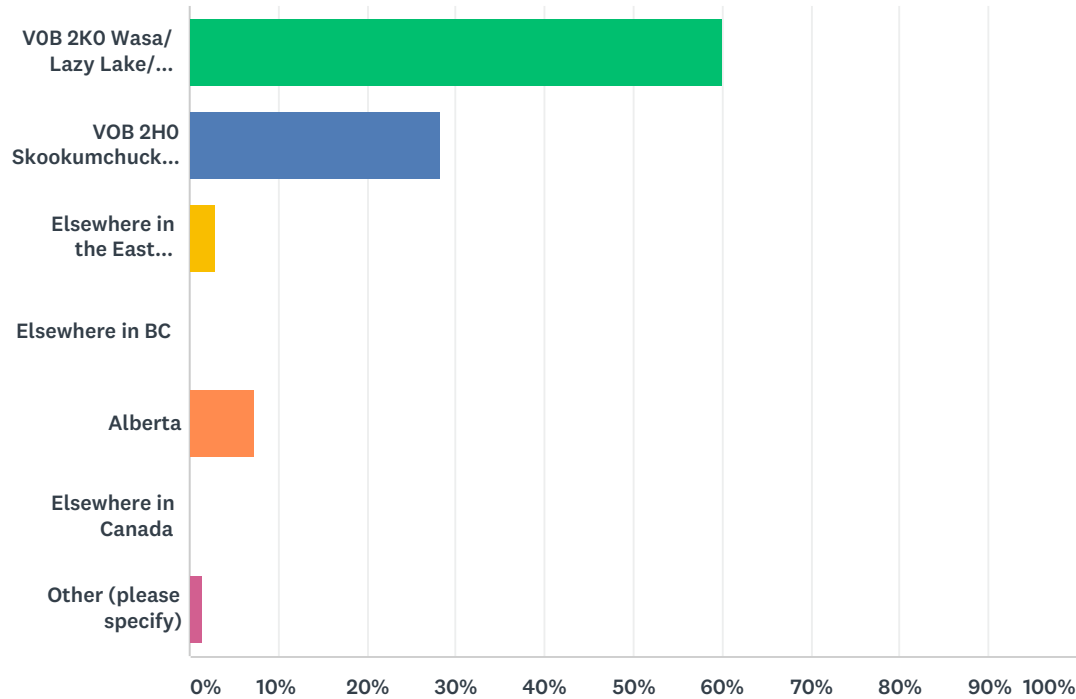




ANSWER CHOICES	RESPONSES	
before 1920	0.00%	0
1921-1925	0.71%	1
1926-1930	1.43%	2
1931-1935	3.57%	5
1936-1940	5.71%	8
1941-1945	12.86%	18
1946-1950	18.57%	26
1951-1955	25.00%	35
1956-1960	17.14%	24
1961-1965	5.00%	7
1966-1970	2.14%	3
1971-1975	2.86%	4
1976-1980	1.43%	2
1981-1985	0.71%	1
1986-1990	1.43%	2
after 1990	1.43%	2
TOTAL		140

Q2 Where do you live most of the year

Answered: 138 Skipped: 3



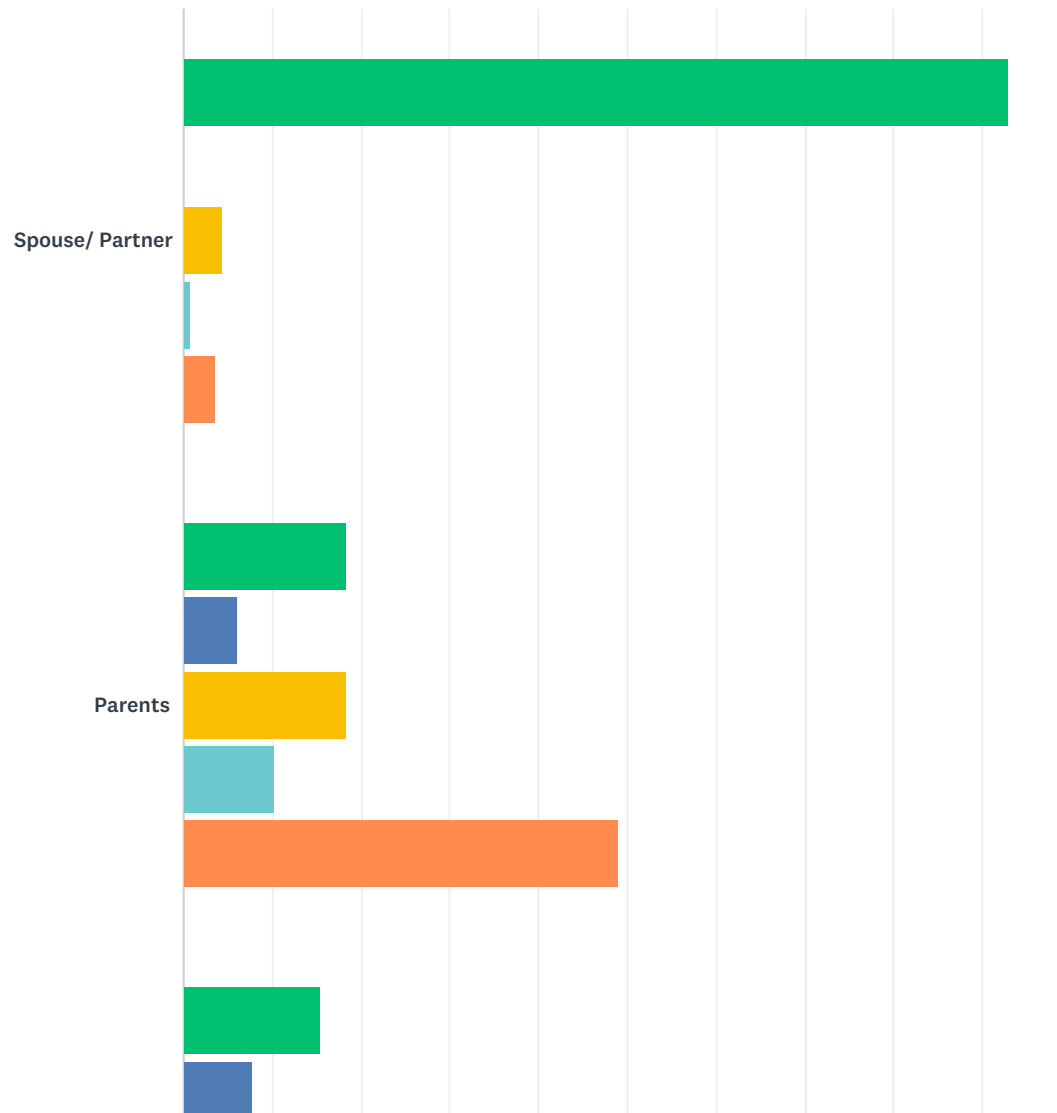
ANSWER CHOICES	RESPONSES	
VOB 2K0 Wasa/ Lazy Lake/ Premier Lake area	60.14%	83
VOB 2H0 Skookumchuck/ Ta Ta Creek area	28.26%	39
Elsewhere in the East Kootenays	2.90%	4
Elsewhere in BC	0.00%	0
Alberta	7.25%	10
Elsewhere in Canada	0.00%	0
Other (please specify)	1.45%	2

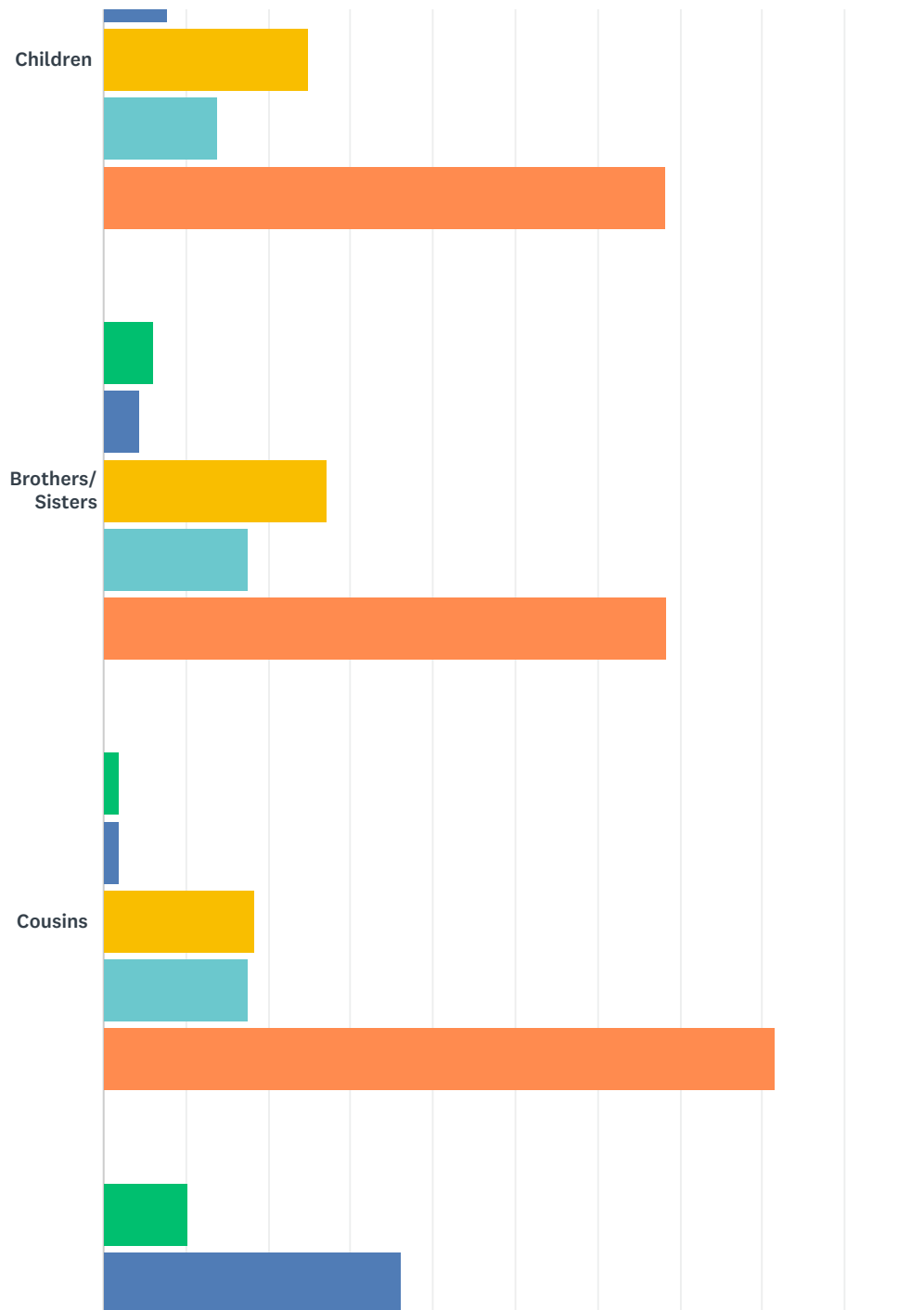
TOTAL

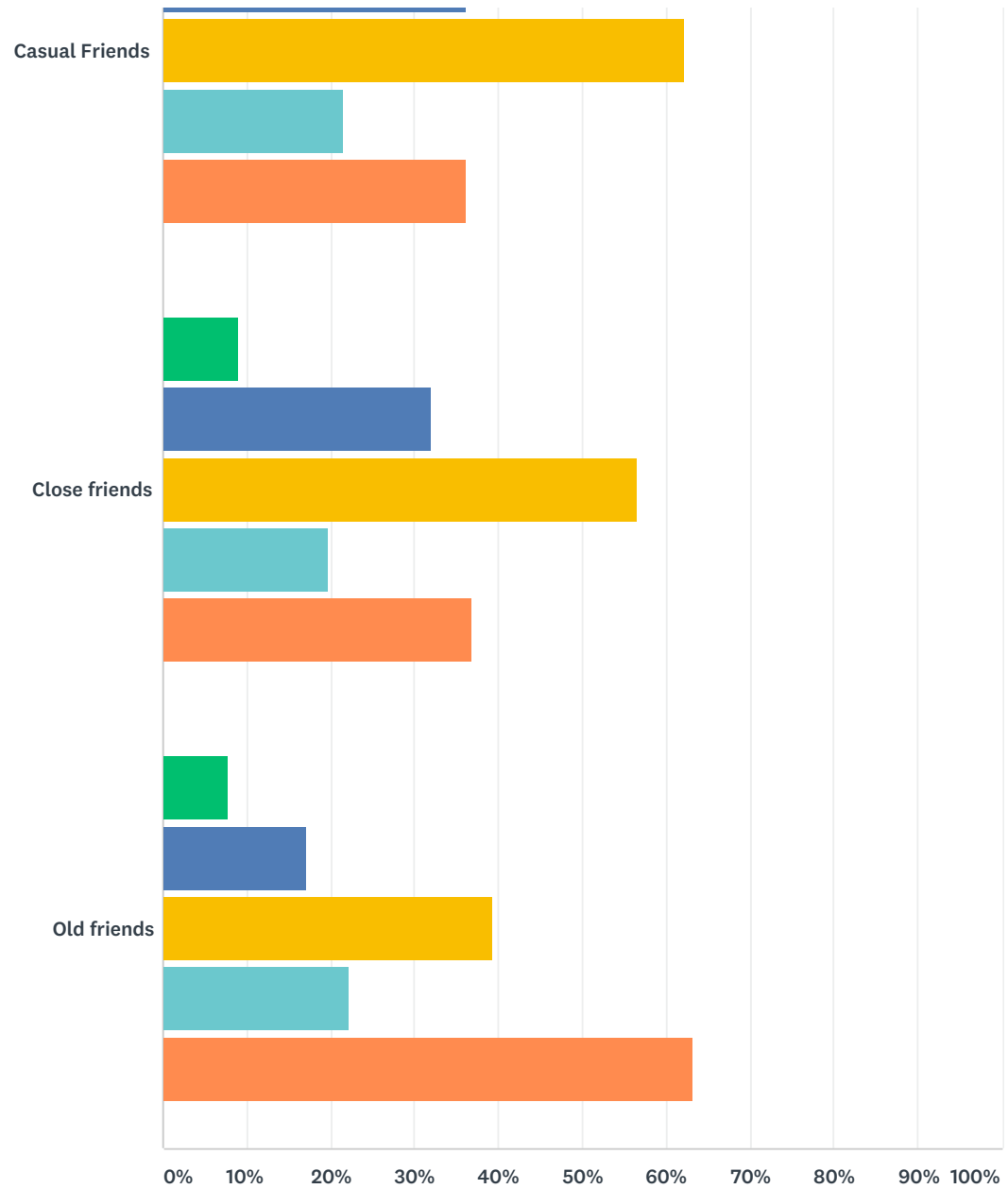
138

Q3 Where are your friends and family located in relation to your residence in the Tri-Village area. (For example if you live in Calgary but have a vacation home at Wasa Lake, where would your family and friends be relative to Wasa.) Please check all that apply.

Answered: 141 Skipped: 0







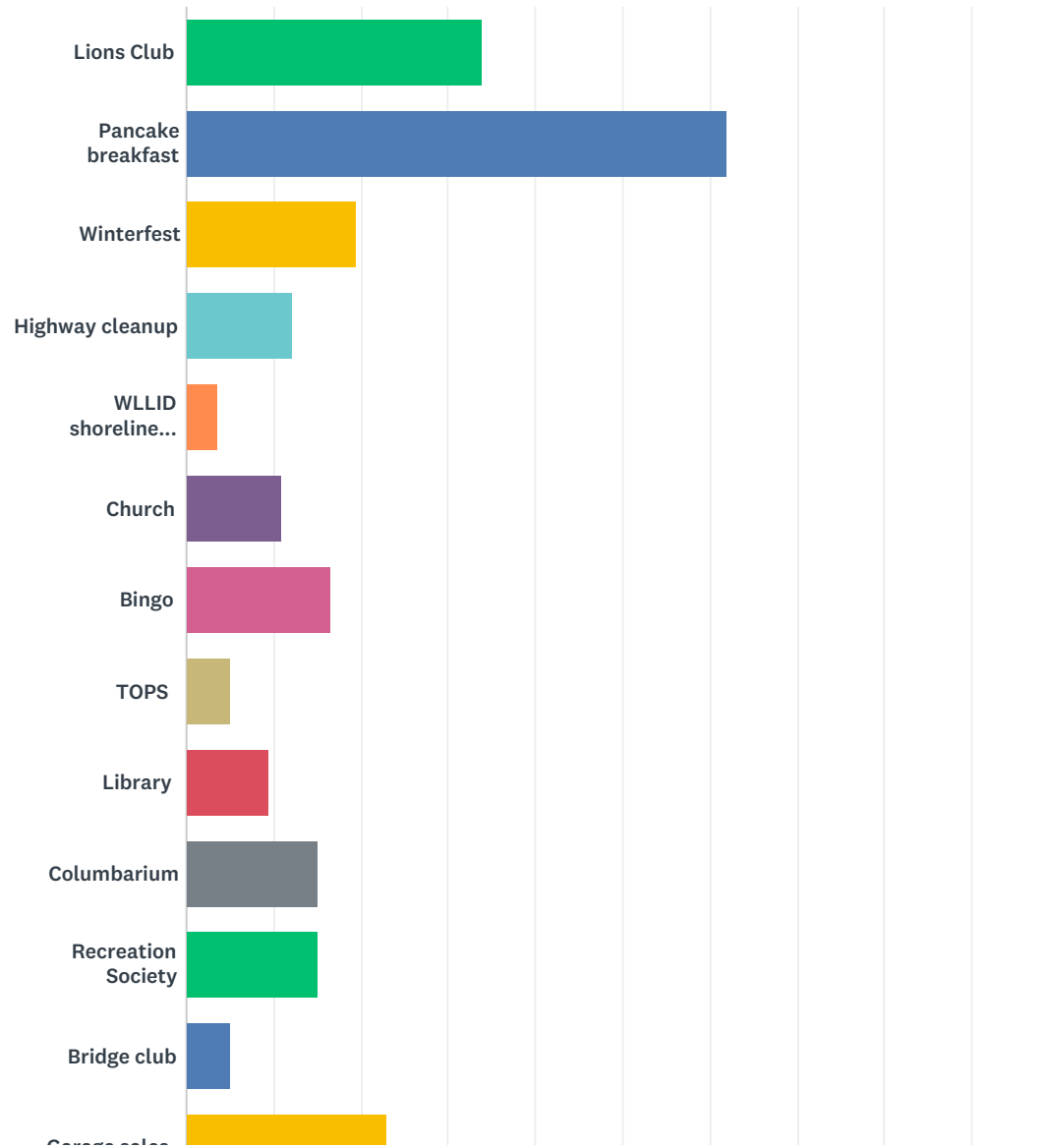
Living in the same house in the Tri-Village area
Living within 2 kilometers of me Living between 2 and 50 km away

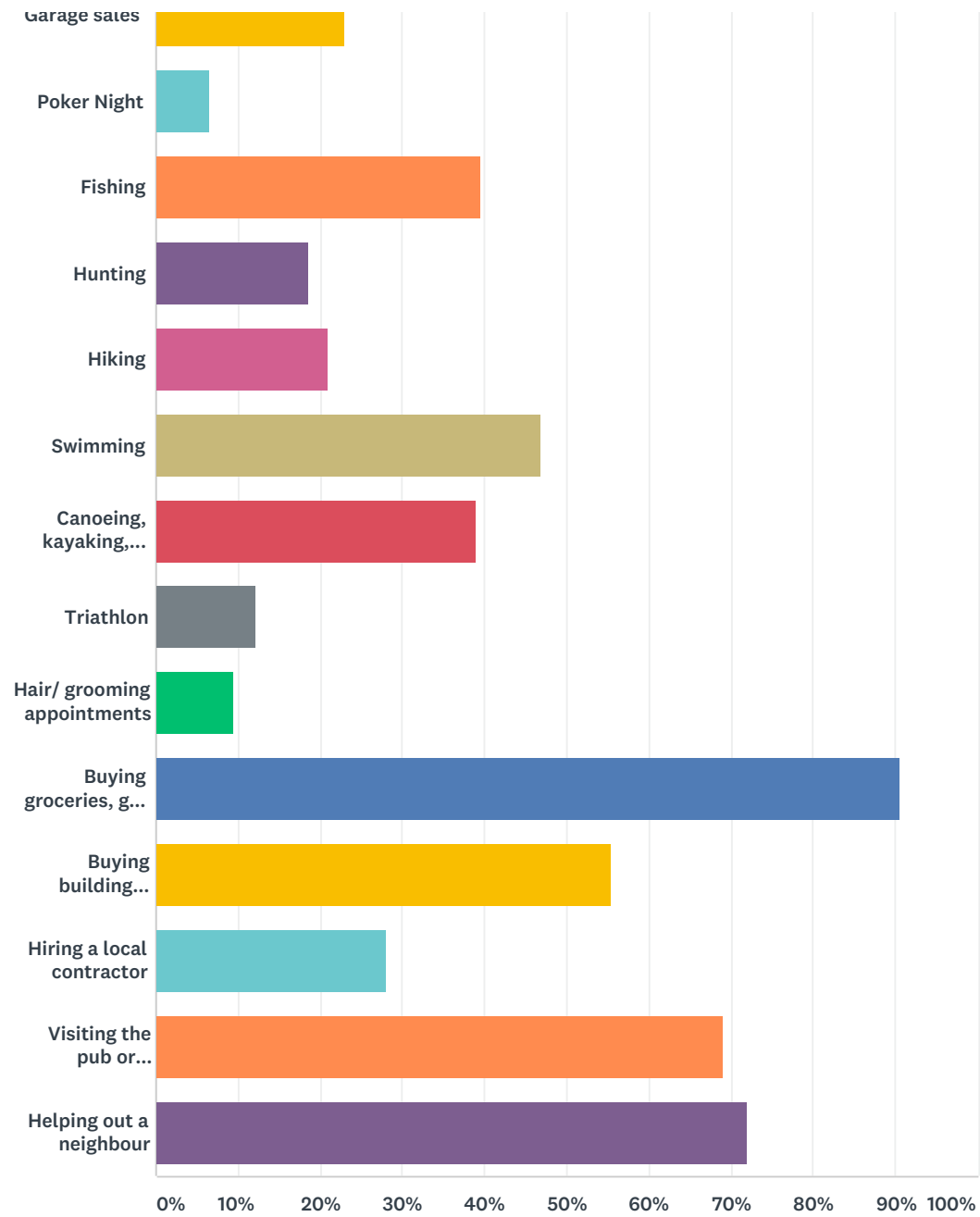
■ Living within 2 kilometers of me
 ■ Living between 2 and 50 km away
■ Living between 51 and 250 km away
 ■ Living more than 250 km away

	LIVING IN THE SAME HOUSE IN THE TRI-VILLAGE AREA	LIVING WITHIN 2 KILOMETERS OF ME	LIVING BETWEEN 2 AND 50 KM AWAY	LIVING BETWEEN 51 AND 250 KM AWAY	LIVING MORE THAN 250 KM AWAY	TOTAL RESPONDENTS
Spouse/ Partner	92.86% 104	0.00% 0	4.46% 5	0.89% 1	3.57% 4	112
Parents	18.37% 9	6.12% 3	18.37% 9	10.20% 5	48.98% 24	49
Children	15.52% 18	7.76% 9	25.00% 29	13.79% 16	68.10% 79	116
Brothers/ Sisters	6.14% 7	4.39% 5	27.19% 31	17.54% 20	68.42% 78	114
Cousins	1.94% 2	1.94% 2	18.45% 19	17.48% 18	81.55% 84	103
Casual Friends	10.34% 12	36.21% 42	62.07% 72	21.55% 25	36.21% 42	116
Close friends	9.02% 11	31.97% 39	56.56% 69	19.67% 24	36.89% 45	122
Old friends	7.69% 9	17.09% 20	39.32% 46	22.22% 26	63.25% 74	117

Q4 What Tri-Village activities, events and businesses have you either participated in, volunteered for or shopped at in the last 12 months? Please check all that apply.

Answered: 139 Skipped: 2



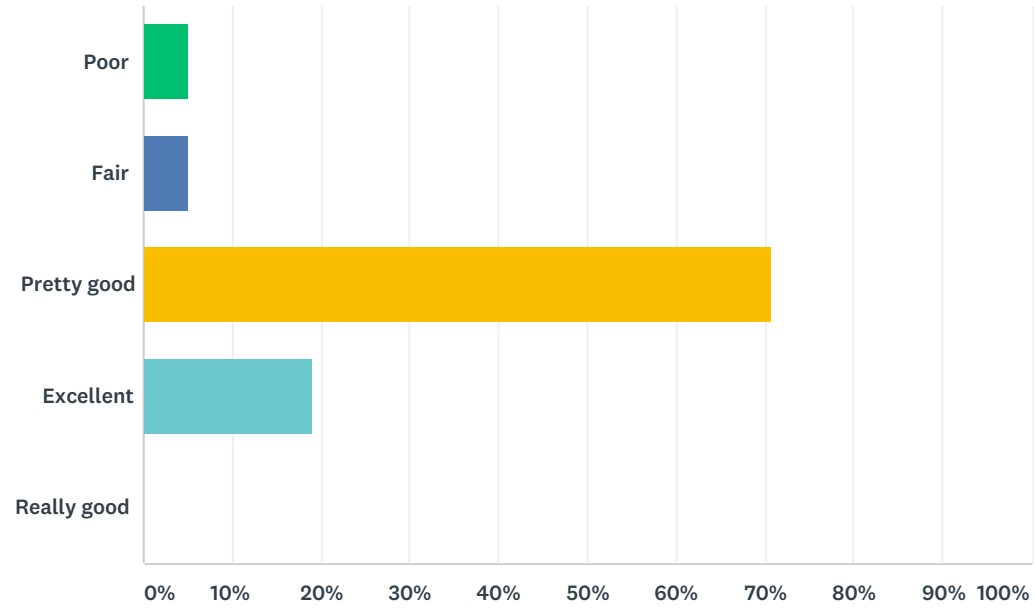


ANSWER CHOICES	RESPONSES	
Lions Club	33.81%	47
Pancake breakfast	61.87%	86
Winterfest	19.42%	27
Highway cleanup	12.23%	17
WLLID shoreline cleanup	3.60%	5
Church	10.79%	15
Bingo	16.55%	23
TOPS	5.04%	7
Library	9.35%	13
Columbarium	15.11%	21
Recreation Society	15.11%	21
Bridge club	5.04%	7
Garage sales	23.02%	32
Poker Night	6.47%	9
Fishing	39.57%	55
Hunting	18.71%	26
Hiking	20.86%	29
Swimming	46.76%	65
Canoeing, kayaking, boating	38.85%	54
Triathlon	12.23%	17
Hair/ grooming appointments	9.35%	13
Buying groceries, gas or supplies	90.65%	126
Buying building materials	55.40%	77
Hiring a local contractor	28.06%	39

Visiting the pub or restaurant	69.06%	96
Helping out a neighbour	71.94%	100
Total Respondents: 139		

Q5 How would your doctor describe your overall health and fitness

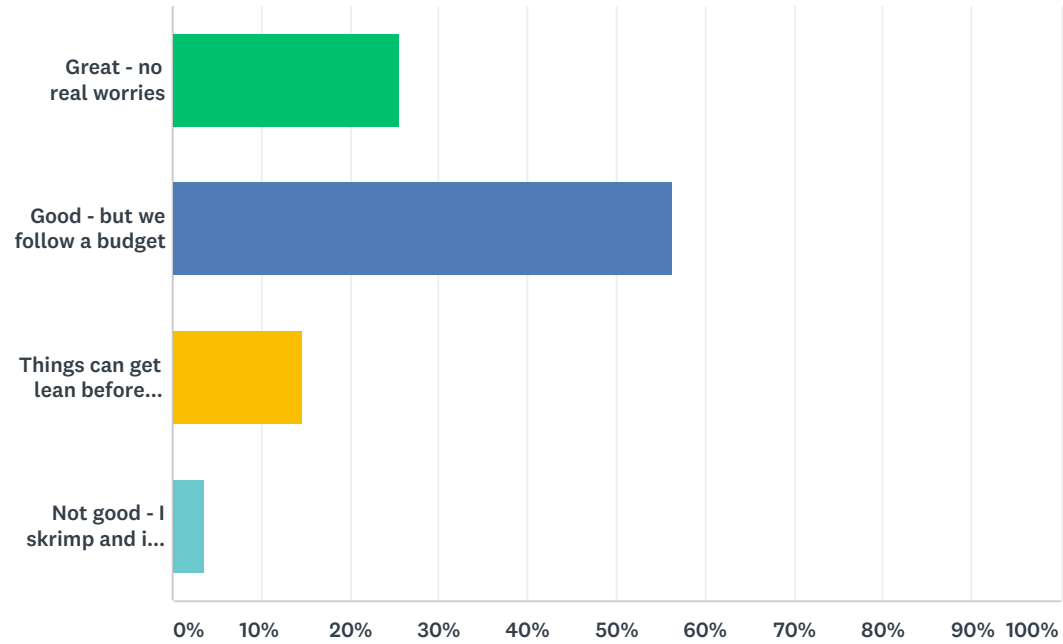
Answered: 137 Skipped: 4



ANSWER CHOICES	RESPONSES	
Poor	5.11%	7
Fair	5.11%	7
Pretty good	70.80%	97
Excellent	18.98%	26
Really good	0.00%	0
TOTAL		137

Q6 How would you describe your financial situation?

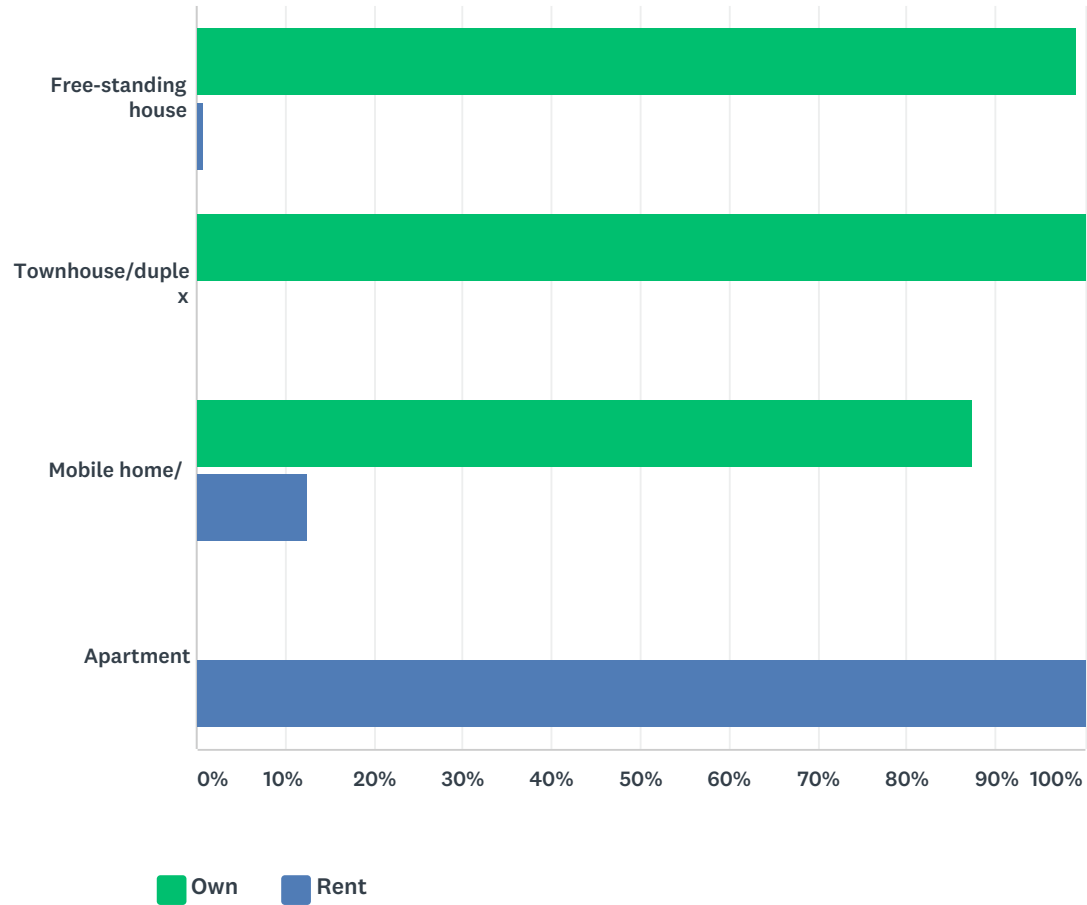
Answered: 137 Skipped: 4



ANSWER CHOICES	RESPONSES	
Great - no real worries	25.55%	35
Good - but we follow a budget	56.20%	77
Things can get lean before next paycheque/ pension cheque	14.60%	20
Not good - I skrimp and it's still not enough	3.65%	5
TOTAL		137

Q7 What type of home do you live in? Please choose one.

Answered: 136 Skipped: 5

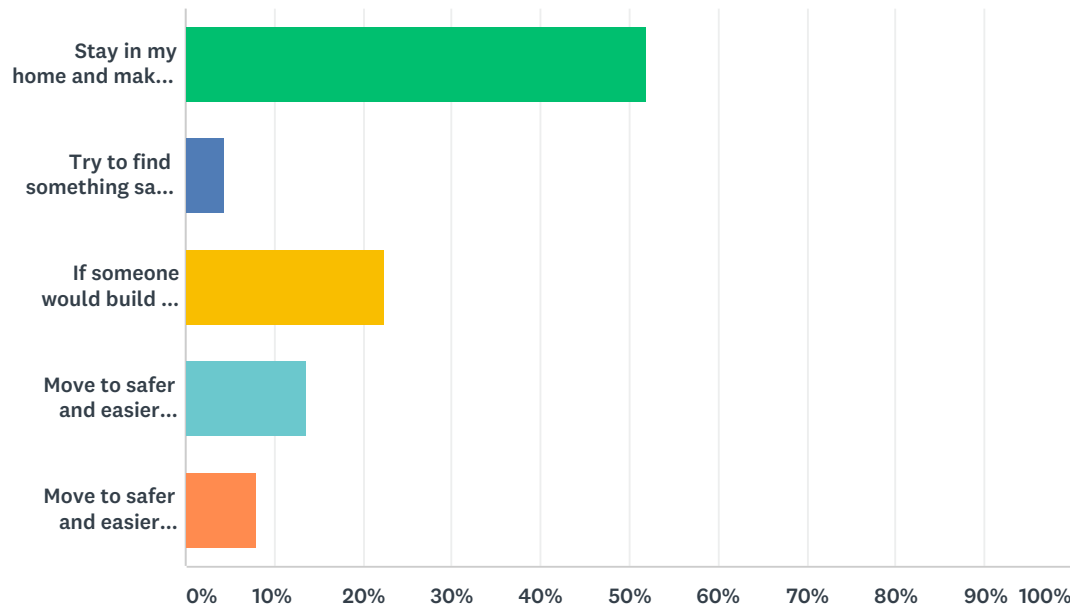


	OWN	RENT	TOTAL	WEIGHTED AVERAGE
Free-standing house	99.13% 114	0.87% 1	115	1.01
Townhouse/duplex	100.00% 4	0.00% 0	4	1.00

Mobile home/	87.50% 14	12.50% 2	16	1.13
Apartment	0.00% 0	100.00% 1	1	2.00

Q8 This question is about independent living. If where you live now became too much work to maintain, or you were worried about your safety because of things like stairs, what do you think you would do?

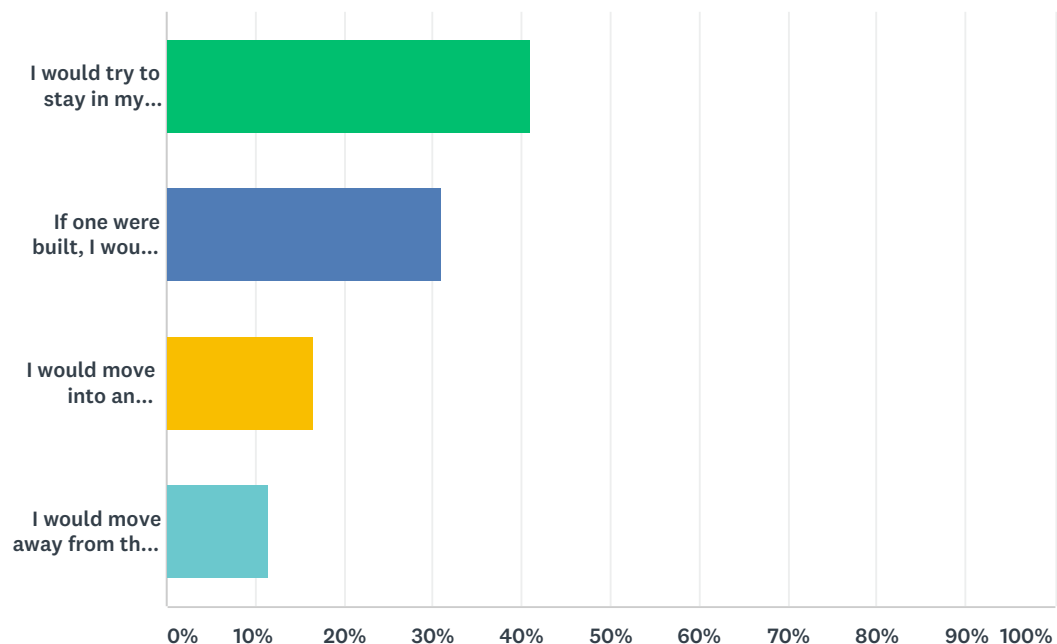
Answered: 139 Skipped: 2



ANSWER CHOICES	RESPONSES	
Stay in my home and make do as best I could. Perhaps hire somebody to do maintenance and some safety renovations.	51.80%	72
Try to find something safer and easier in the Wasa (Tri-Village) area	4.32%	6
If someone would build it, move into safe independent living accommodation in the Tri-Village area	22.30%	31
Move to safer and easier accommodation in Kimberley or Cranbrook	13.67%	19
Move to safer and easier another area, perhaps to be closer to family	7.91%	11
TOTAL		139

Q9 This question is about assisted living. If you found your circumstances changed and you would need help with daily living into the foreseeable future, what would your first choice be?

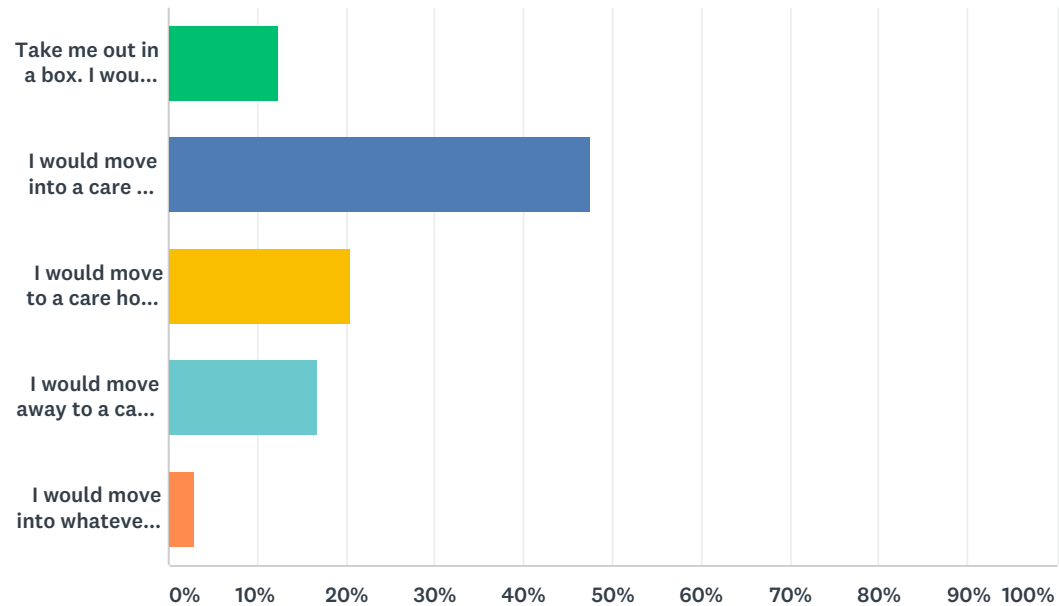
Answered: 139 Skipped: 2



ANSWER CHOICES	RESPONSES	
I would try to stay in my home, relying on my spouse/ family/ friends/ home care to look after me	41.01%	57
If one were built, I would move into an assisted living facility in the Tri-Village area	30.94%	43
I would move into an assisted living facility in Cranbrook or Kimberley	16.55%	23
I would move away from the southern East Kootenays possibly to a facility closer to family	11.51%	16
TOTAL		139

Q10 This question is about moving into a care home. If you were no longer able to take care of yourself and needed 24/7 care, what would your first choice be?

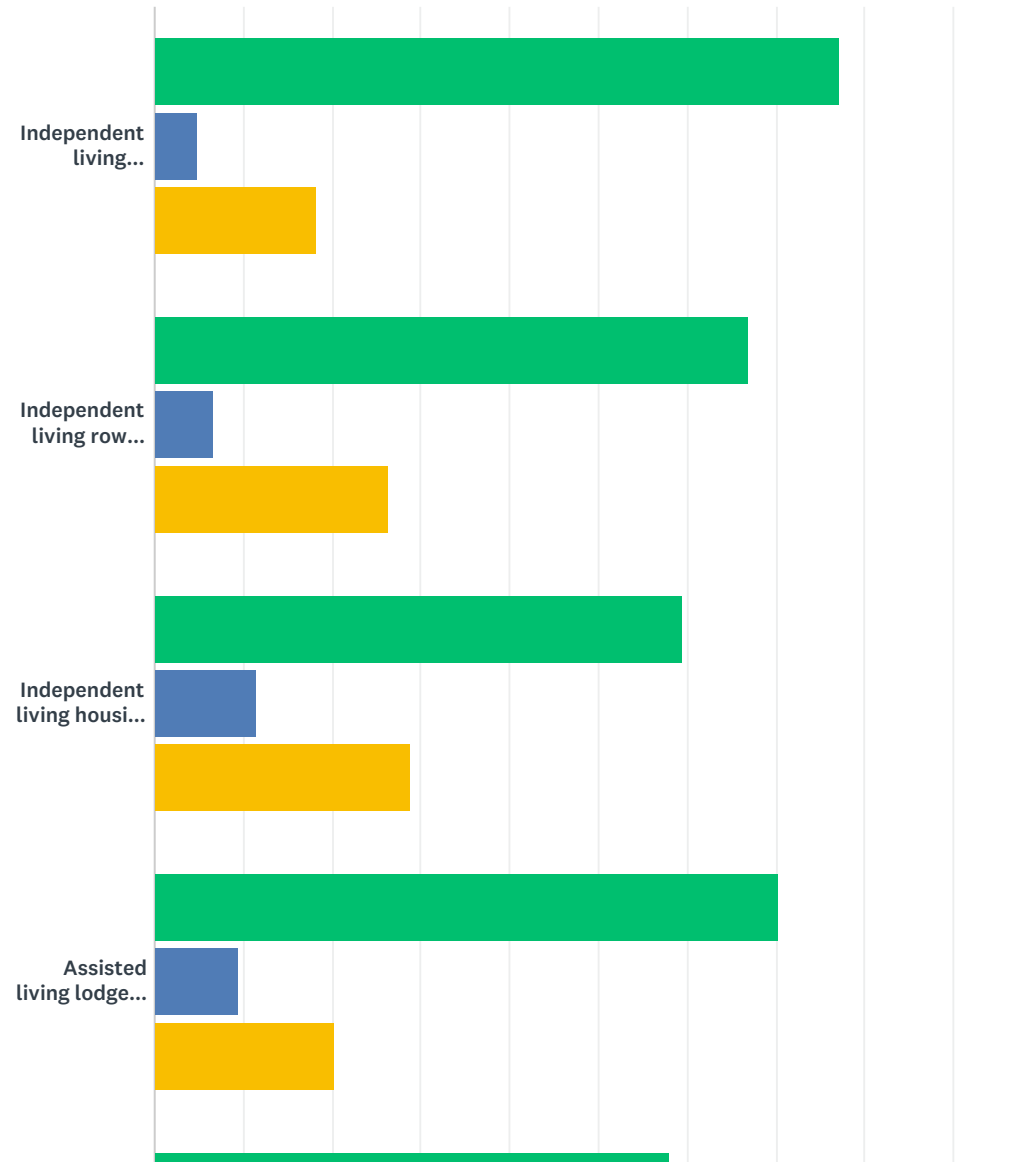
Answered: 137 Skipped: 4

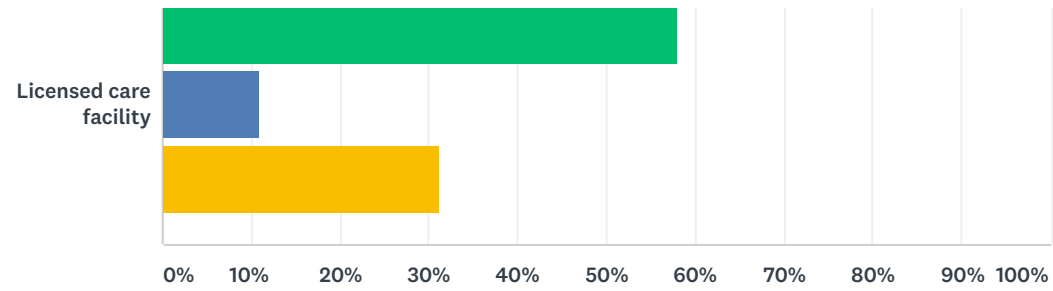


ANSWER CHOICES	RESPONSES	
Take me out in a box. I would try to get whatever help I could, but I would not leave my home.	12.41%	17
I would move into a care a care home in the Tri-Village area if one were built.	47.45%	65
I would move to a care home in Cranbrook or Kimberley	20.44%	28
I would move away to a care home to be nearer family or friends	16.79%	23
I would move into whatever became available	2.92%	4
TOTAL		137

Q11 Would you support or oppose the construction of multi-family senior's housing in the Tri-Village area?

Answered: 137 Skipped: 4





■ Support
 ■ Oppose
 ■ Neither support nor oppose

	SUPPORT	OPPOSE	NEITHER SUPPORT NOR OPPOSE	TOTAL
Independent living individual apartments	77.17% 98	4.72% 6	18.11% 23	127
Independent living row housing	66.95% 79	6.78% 8	26.27% 31	118
Independent living housing combined with low income housing	59.50% 72	11.57% 14	28.93% 35	121
Assisted living lodge or apartment type accomodation	70.31% 90	9.38% 12	20.31% 26	128
Licensed care facility	57.98% 69	10.92% 13	31.09% 37	119